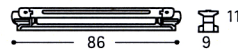


Track Couplers

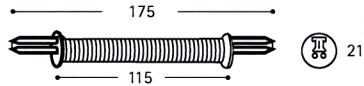
Altima track can be connected in continuous runs using straight couplers. Flexible couplers can be used to provide an angled connection up to 180°. This allows the track to be installed in right-angled, u-shaped or rectangular formation.

Both types of couplers are available in electrical and mechanical versions, so that sections may be physically linked but electronically independent.

Straight



Flexible



Power Couplers

Straight
LV.CR1.0100.50 Black
LV.CR1.0100.57 White

Flexible
LV.CF1.0102.50 Black
LV.CF1.0102.57 White


Mechanical Couplers

Straight
LV.CR0.0100.50 Black
LV.CR0.0100.57 White

Flexible
LV.CF0.0102.50 Black
LV.CF0.0102.57 White

Track Coupler/ Double Powerfeed

LV.PCD.0115.50 Black
LV.PCD.0115.57 White



LV.PCD.1000.50 Black
LV.PCD.1000.57 White

